



*October 2023
 In-Stitches
 Newsletter*

What's New

HELLO FROM FCS AGENT,
 DEBBIE SHEPHERD - PAGE 1

.....

BLENDED BRAID & JQS
 QUILT SEMINAR- PAGE 2

.....

COMMUNITY SERVICE
 PROJECT & UPCOMING
 EVENTS - PAGE 3

.....

RECOMMENDED READING
 - PAGE 4

.....

BLENDED BRAID FABRIC &
 CUTTING INSTRUCTIONS

Hello - Our October-Stitches Quilt Class has been scheduled for Wednesday, October 18th, at 10 a.m. Please let us know if you will be attending by contacting the Extension Office at 606-348-8453. You can also email Joy, Vicki, or me.


Happy Stitching! Debbie

Debbie.Shepherd@uky.edu

Joy.McGinnis@uky.edu

Vicki.McDonald@uky.edu





Blended Braid (Part 2)

Wednesday, October 18th @ 10:00 a.m.

Wayne County Extension Office

Downstairs Meeting Room

**Please arrive by 9:30 a.m. to start setting
up your sewing station.**

Class will begin at 10:00 a.m. prompt!

Please register so we can be prepared for you.

Don't forget your items for Show & Tell!

Blended Braid Part 2 – October 18, 2023

Pattern & wedge ruler will be \$10 (\$5 for pattern & \$5 for ruler).

Fabric requirements and cutting instructions are included in this newsletter.

We will also be featuring plans & information for our November project: "Northern Star"

As always, if this is not the project for you, please bring something of your choice and join us for a fun day of sewing and fellowship!

If you have had the safe food handling class, please feel free to bring a dish to share. If you haven't, please feel free to bring something pre-packaged or prepared. You are also very welcome to bring your own lunch. We will provide drinks.



20th Annual Quilt Seminar

January 16-20, 2024

Cave City Convention Center

Cave City, KY

Registration closes December 15, 2023 (or when capacity is reached). Registration details online at <https://laurel.ca.uky.edu/JQS>. Stop by the Extension Office to pick up a catalog.

Community Service Opportunity!

We need your help! Items needed for our Head Start LEAP Christmas program.

We are asking for donations of the following items:

- Preschool age books
- Boxes of jumbo size Crayola crayons (please only Crayola)
- Boxes of Crayola fat size markers
- Decorative pencils,
- “Treasures” (matchbox cars, hair bows/ties, etc.)
- Gloves or mittens



Please keep in mind age appropriate and choking hazards for this age group (3 & 4 year old). Things if you were a little kiddo you'd get excited about. We will be preparing 50 bags. Please bring your items to the Extension Office by December 12th.

Giant Thank You!


We will be hosting a Head Start Christmas LEAP program here at the Extension Office on December 14th. If you have your extension volunteer background check, we would appreciate some help that day from 9:00 a.m. until 10:30 a.m. Let me know if you have any questions and would like to lend us a helping hand!

Thank you ~ Debbie & Joy

U P C O M I N G

November In-Stitches Dates:

- Wednesday, November 1st - Part I of Northern Star
- Friday, November 10th - Sit & Sew and Binding Class
- Wednesday, November 29th - Part II of Northern Star
- December - No Meeting!



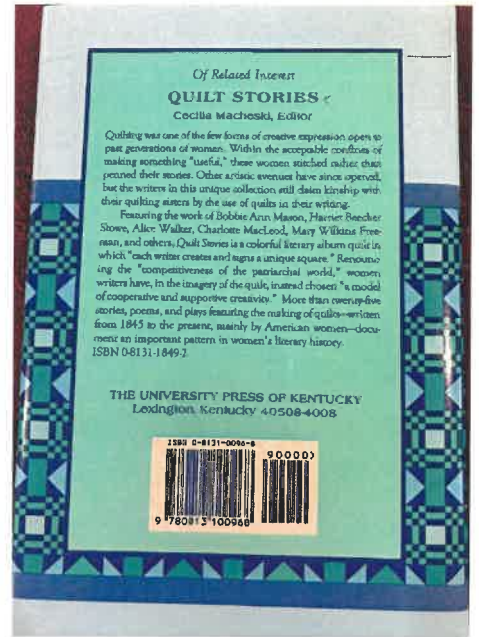



Joy McGinnis

FCS Program Assistant



Kentucky has significantly and diversely contributed to the quilting industry in America, which continues to enjoy widespread popularity. Mary Clarke examines here the state of the craft in Kentucky. Reading this was both educational and enjoyable.



Debbie Shepherd

Debbie Shepherd
Wayne County Extension Agent
for Family & Consumer Sciences
DS/vm



Website:
wayne.ca.uky.edu



Wayne County Cooperative Extension
Family and Consumer Sciences



Cooperative
Extension Service

Agriculture and Natural Resources
Family and Consumer Sciences
4-H Youth Development
Community and Economic Development

MARTIN-GATTON COLLEGE OF AGRICULTURE, FOOD AND ENVIRONMENT

Educational programs of Kentucky Cooperative Extension serve all people regardless of economic or social status and will not discriminate on the basis of race, color, ethnic origin, national origin, creed, religion, political belief, sex, sexual orientation, gender identity, gender expression, pregnancy, marital status, genetic information, age, veteran status, physical or mental disability or reprisal or retaliation for prior civil rights activity. Reasonable accommodation of disability may be available with prior notice. Program information may be made available in languages other than English. University of Kentucky, Kentucky State University, U.S. Department of Agriculture, and Kentucky Counties, Cooperating. Lexington, KY 40506



Disabilities
accommodated
with prior notification.

Quilt in a Day's Blended Braid Quilt by Eleanor Burns

Taught by Laurie Lou Hood, a Certified *Quilt in a Day*® Teacher

This quilt is officially labeled “Easy”, and it is so true! You may coordinate and cut your own fabric strips or start with a precut 2 ½” roll to save time and minimize fabric waste. A bonus advantage, the Quilt in a Day Wedge ruler is the perfect template for cutting your wedge pieces and squares.

Checklist of Basic Supplies Needed for Class:

- Sewing machine, power cord and foot pedal.
- ¼” seam foot or your preferred method for achieving an accurate ¼” seam.
- Thread – neutral or to coordinate with your fabrics.
- Rotary mat and sharp rotary cutter.
- Fabric scissors, thread clippers, seam ripper and stiletto.
- Straight pins and fabric clips.
- Iron and pressing mat.

Fabrics Needed:

NOTE: Strips are approx. 42” wide or the width of fabric from the bolt from selvage-to-selvage edge.

A 2 ½” roll is a coordinated set of forty 2 ½” selvage to selvage strips.

Your choice of quilt size...

	Baby Quilt 45” x 50”	Lap Quilt 54” x 78”
2 ½” Roll or 2 ½” Strips	One 2 ½” Roll or (13) 2 ½” Strips	One 2 ½” Roll or (18) 2 ½” strips
Framing Border	½ yard Cut to (12) 1 ¼” strips	½ yard Cut to (12) 1 ¼” strips
2 ½” Squares Lattice	¾ yard Cut to (39) 2 ½” squares and (6) 2 ½” strips	1 1/8 yards Cut to (72) 2 ½” squares and (9) 3 ½” strips
Border	2/3 yard Cut to (5) 4 ½” strips	1 ¼ yards Cut to (6) 6” strips
Binding	½ yard Cut to 3” strips	2/3 yard Cut to (7) 3” strips
Backing	3 yards	4 yards
Batting	52” x 58”	68” x 86”



Each student will receive the required pattern and wedge ruler in class.



For Class time

For Completing your Quilt

